

Delightfully Digital



Presented by
Janet Taylor
University of Montevallo
Technology in Motion




This Morning's Agenda

- Digital Cameras... Things to Consider
- What Do Those Things Mean?
- Picture Taking Tips
- Play with the cameras
- Scavenger Hunt
- Edit Pictures with Picasa



Digital Cameras Things to Consider...

- Resolution
 - Pixel - small squares
 - Megapixel - 1 million pixels
 - Pixelization



Digital Cameras Things to Consider...


- Resolution
 - Pixel - small squares
 - Megapixel - 1 million pixels
 - Pixelization
 - What do you want to do with the pictures?
 - Email - any resolution will do
 - Print - 4 megapixels and up

Digital Cameras Things to Consider...


- Size, weight, & design
- Zoom
 - Optical
 - Digital



Original



10x Optical



10x Digital

Digital Cameras Things to Consider...

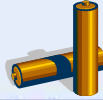
- Memory
 - Compact Flash (CF)
 - Secure Digital (SD)
 - Multimedia (MMC)
 - SmartMedia
 - Memory Stick
 - XD



Digital Cameras Things to Consider...

- Batteries

- AA
 - Highly standardized
 - Cheap—at least compared to most proprietary alternatives
 - Compatible with a wide array of readily available chargers
 - Widely available

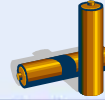


Digital Cameras Things to Consider...

- Batteries

- AA Types

1. nickel-metal hydride (NiMH, rechargeable)
2. lithium (non-rechargeable)
3. nickel-cadmium (NiCd, rechargeable)
4. alkaline (non-rechargeable)



Digital Cameras Things to Consider...

- Batteries

- Proprietary Batteries
 - Non AA
 - Made for a specific camera
 - Must use a specific charger
 - Battery life is longer than AA
 - Use mostly in higher end cameras
 - Expensive



Digital Cameras Things to Consider...

- Movies & Sound

- Uses large amounts of memory
- Some do not record audio

- Menus





- Make sure you can use them

Digital Cameras Things to Consider...

- White Balance
- LCD - Liquid Crystal Display
 - Really is liquid inside!
 - Cleaning
 - Size



What Do Those Things Mean?

-  Night Scene - shutter stays open longer, tri-pod is suggested
-  Mountain - for taking pictures of landscapes
-  Lady - Head and shoulders portrait photo
-  Action (Sport) - Fastest shutter speed for moving objects

What Do Those Things Mean?



Macro Mode - Very close-up shots within inches of the subject; choose the tulip



Movie Mode - Record movies; not sharp enough for DVD, good for email

What Do Those Things Mean?

• Flash Modes



Auto Flash - the camera decides when the flash is needed



Fill Flash - on all the time



Red-eye Reduction - flashes a light before the picture is taken; reduces pupil size




No Flash - is off



Picture Taking Tips

1. Take pictures at eye level when photographing a person




Picture Taking Tips

1. Take pictures at eye level when photographing a person
2. Use plain and simple backgrounds



Picture Taking Tips

1. Take pictures at eye level when photographing a person
2. Use plain and simple backgrounds
3. Zoom in on the subject matter, you want it to fill the frame



Picture Taking Tips

4. Use a flash outside, especially if the sun is bright

Without Flash



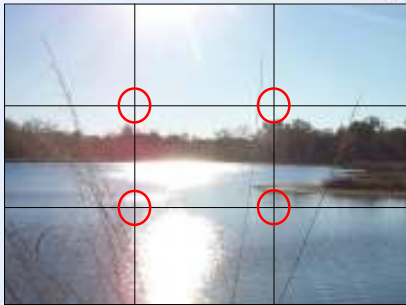
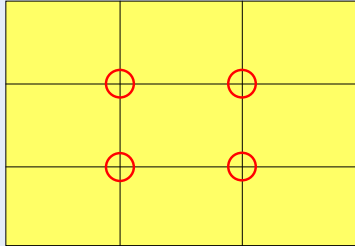
With Flash



Picture Taking Tips

5. Rule of Thirds

Move the focal point to where the lines intersect; much more interesting



Picture Taking Tips

6. Light source should not be behind the subject unless you want a silhouette effect



Picture Taking Tips

7. Lock your focus

